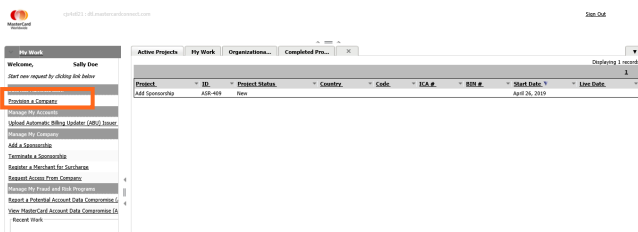
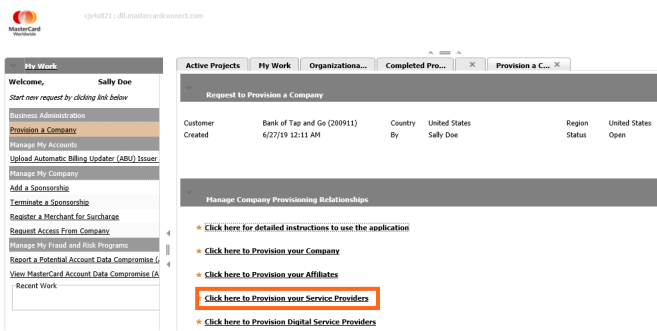


From the Home screen click **Open** to access the Business Administration tool:

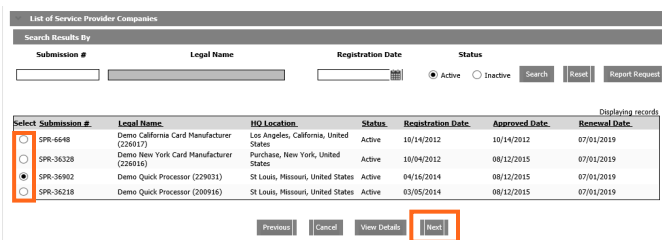
1. Select **Provision a Company** from the menu on the left hand side of the screen.



2. Select the **Click here to Provision your Service Providers** tab.



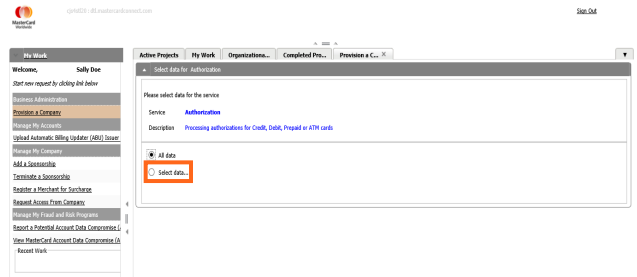
3. Click the radio button beside the service provider you want to provision and then click **Next**.



4. The service you previously selected displays. Click the **Select Data** link.



5. Click the **Select data** radio button.



6. Make your selections from the displayed data and then click **Update**.

